










Year 6 - Electricity

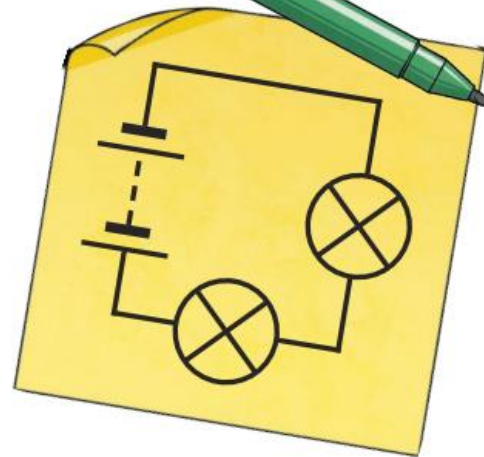
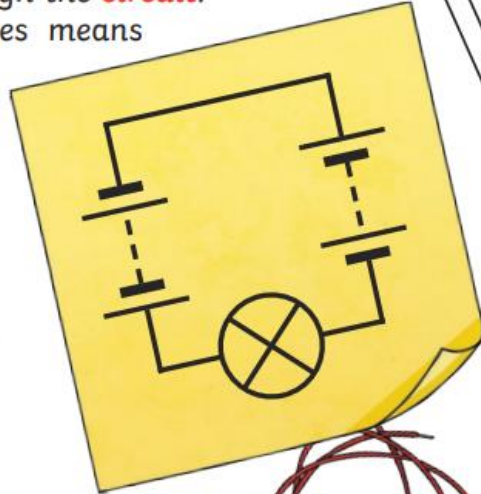


Key Vocabulary	
circuit	A path that an electrical current can flow around.
symbol	A visual picture that stands for something else.
cell/battery	A device that stores energy as a chemical until it is needed. A cell is a single unit. A battery is a collection of cells .
current	The flow of electrons , measured in amps .
amps	How electric current is measured.
voltage	The force that makes the electric current move through the wires. The greater the voltage , the more current will flow.
resistance	The difficulty that the electric current has when flowing around a circuit .
electrons	Very small particles that travel around an electrical circuit .

Key Knowledge	
Components of a Circuit and Their Symbols	
lamp/bulb (indicator) 	wire 
lamp/bulb (lighting) 	
motor 	switch (open) 
buzzer 	
cell 	switch (closed) 
battery 	
These symbols can be used to create electrical circuit diagrams.	

What will make a bulb brighter or a buzzer louder?

- More **batteries** or a higher **voltage** create more power to flow through the **circuit**.
- Shortening the wires means the **electrons** have less **resistance** to flow through.



What will make a bulb dimmer or a buzzer quieter?

- Fewer **batteries** or a lower **voltage** give less power to the **circuit**.
- More buzzers or bulbs mean the power is shared by more components.
- Lengthening the wires means the **electrons** have to travel through more **resistance**.

Series Circuit

A **circuit** that has only one route for the **current** to take. If more bulbs or buzzers are added, the power has to be shared and so they will be dimmer or quieter. If just one part of this series **circuit** breaks, the **circuit** is broken and the flow of **current** stops.

